

ARC ΕΣ401 Εργαστήριο Αποκατάστασης Κτηρίων



Μάθημα 4.1 Παραδείγματα επεμβάσεων – Μνημεία & Μνημειακά Σύνολα

Διδάσκων : Σταύρος Μαμαλούκος

Canterbury, UK. Castle



60 μ


Image © 2012 Getmapping plc


Google earth

Ημερομηνία εικόνας: 9/20/2008 2003

51°16'31.97" Β 1°04'29.53" Ε ανύψ 16 μ

Eye alt 278 μ





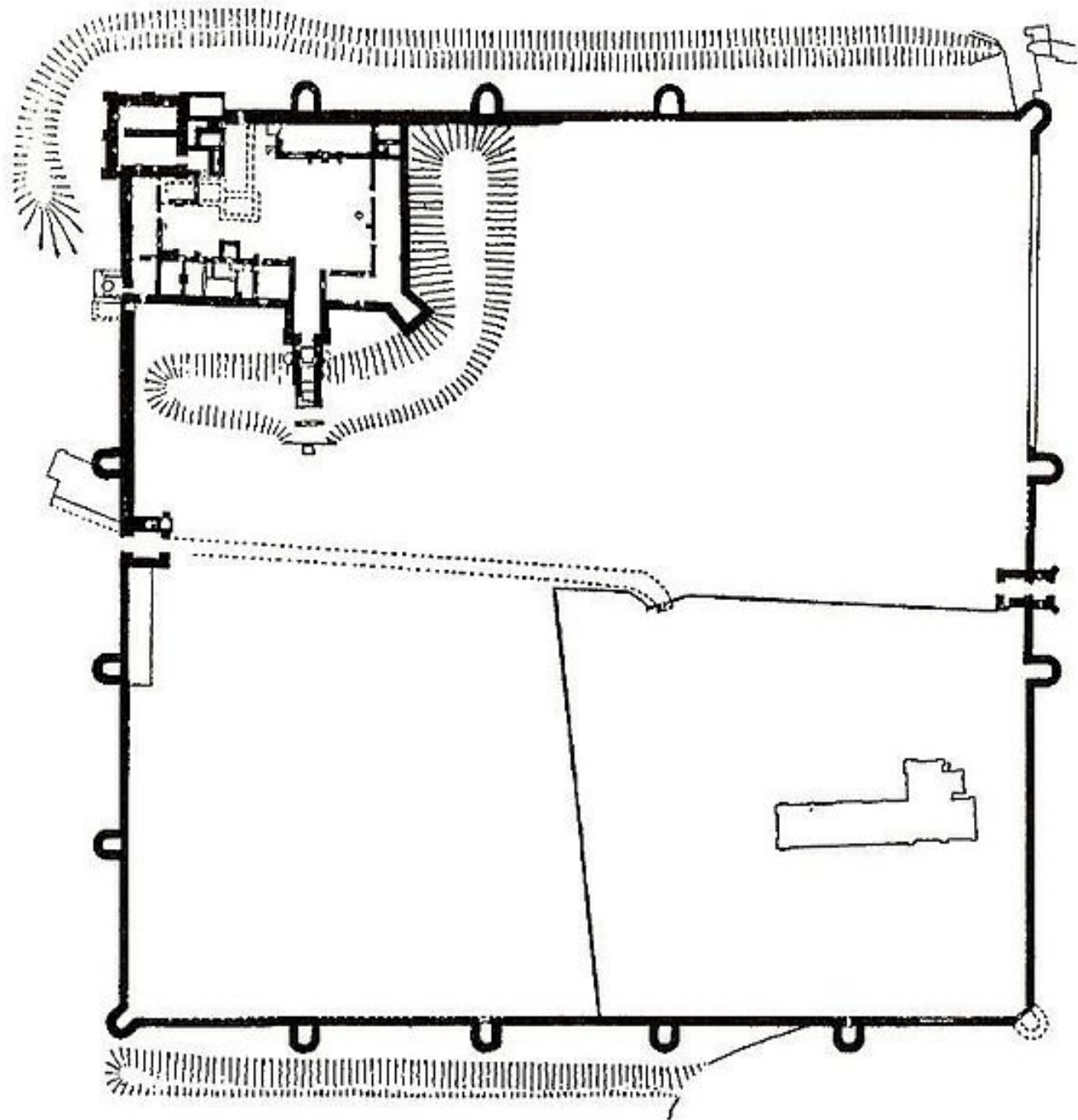
Canterbury Castle
circa 1200 AD







Portchester, UK. Castle







Copyright © 2011 Hamish Fenton





ENGLISH HERITAGE

Portchester Castle

Roman Fortress and Medieval Castle








Opening times

1 Apr - 30 Sep 10am - 6pm
1 Oct - 31 Mar 10am - 4pm
24 Dec - 26 Dec and 1 Jan Closed

Last admission 30 minutes before closing time

Facilities

-  Free audio tour
-  Educational resources
-  Exhibition
-  Some restrictions
-  Shop

For your information

Please take care as historic sites can be dangerous.
Children should be kept under close control.
Guide dogs only.

Willful damage to the monument is an offence.
Smoking, commercial photography and use of metal
detectors is prohibited.

Customer Services 0870 333 1181







Dover, UK. Castle





DOVER CASTLE SITE GUIDE

- 1 Roman lighthouse (page 5)
- 2 Church of St Mary-in-Castro (page 5)
- 3 Inner bailey (page 6)
- 4 Palace Gate (page 6)
- 5 Colton's Gate (page 6)
- 6 Constable's Gate (page 7)
- 7 King's Gate (page 7)
- 8 Henry II's great tower (pages 9–15)
- 9 Medieval tunnels (pages 17–19)
- 10 St John's Tower (page 17)
- 11 Norfolk Towers (pages 17 and 18)
- 12 Eastern battlements walk (pages 20–3)
- 13 Fitzwilliam Gate (page 20)
- 14 Bell Battery (page 20)
- 15 Avranches Tower (pages 20–1)
- 16 Pencerster Tower (page 21)
- 17 Officers' new barracks (page 23)
- 18 Admiralty Look-out (pages 24–5)
- 19 Western battlements walk (pages 26–9)
- 20 Canon's Gate (page 26)
- 21 Royal garrison artillery barracks (page 26)
- 22 Peverell's Gate (page 27)
- 23 Secret wartime tunnels (pages 31–7)
- 24 Ticket office

PARKING

- Within castle, 100m from the great tower. Disabled visitors may use Palace Green car park next to the great tower, to avoid the steep path

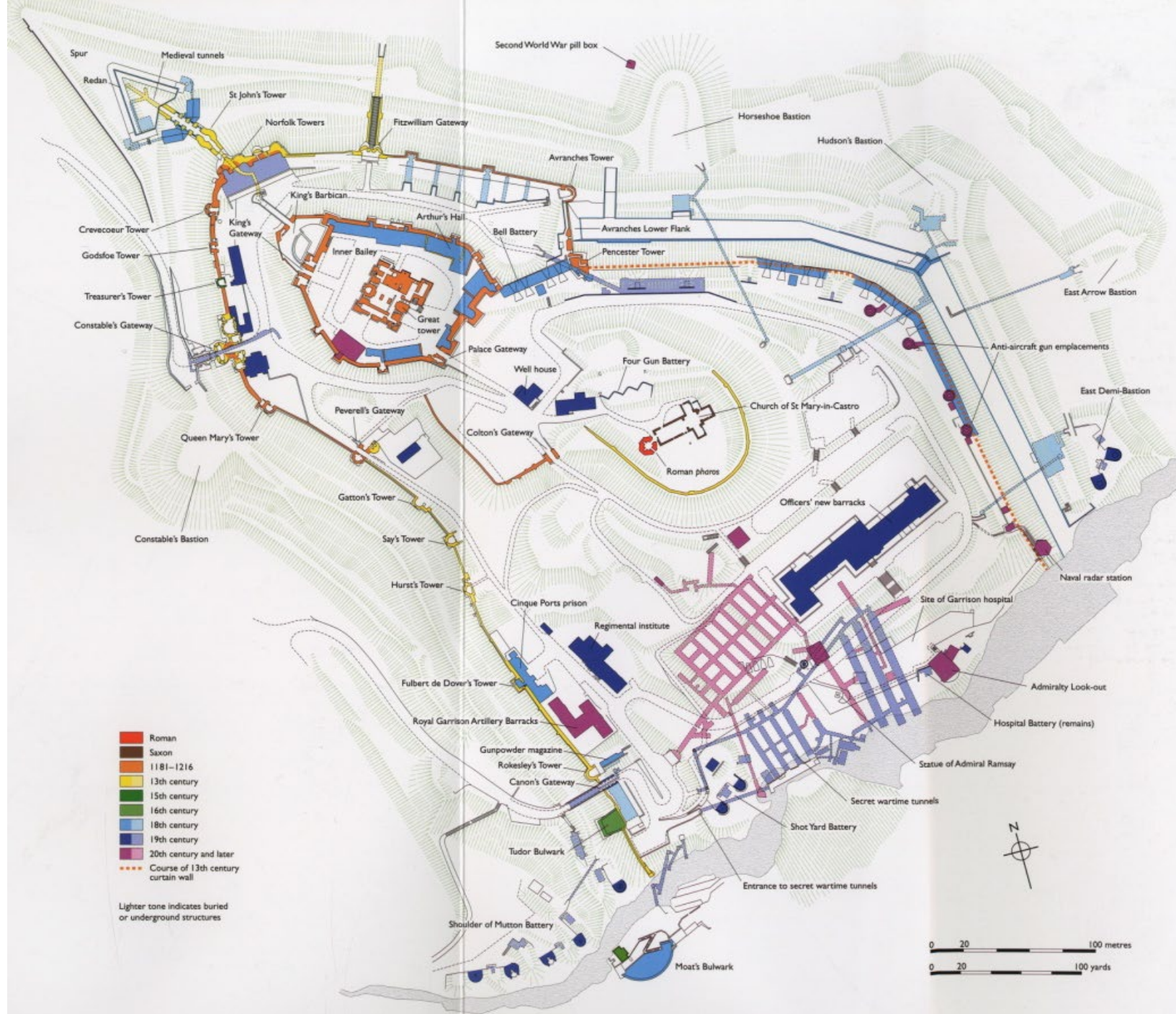
ACCESS

- Access to castle and grounds. Extensive grounds mainly accessible on tarmac paths but there are some very steep slopes. Wheelchair routes available
- Access to the secret wartime tunnels for wheelchair users, although entry is down a steep slope. Mobility scooters, wheelchair routes and guides are available on site

FACILITIES

- Adapted WCs; ramped access beside the great tower and secret wartime tunnels. Shop, restaurant and café: level access
- Braille guide and disabled orientation map available
- Hearing and guide dogs welcome; some hearing loops available







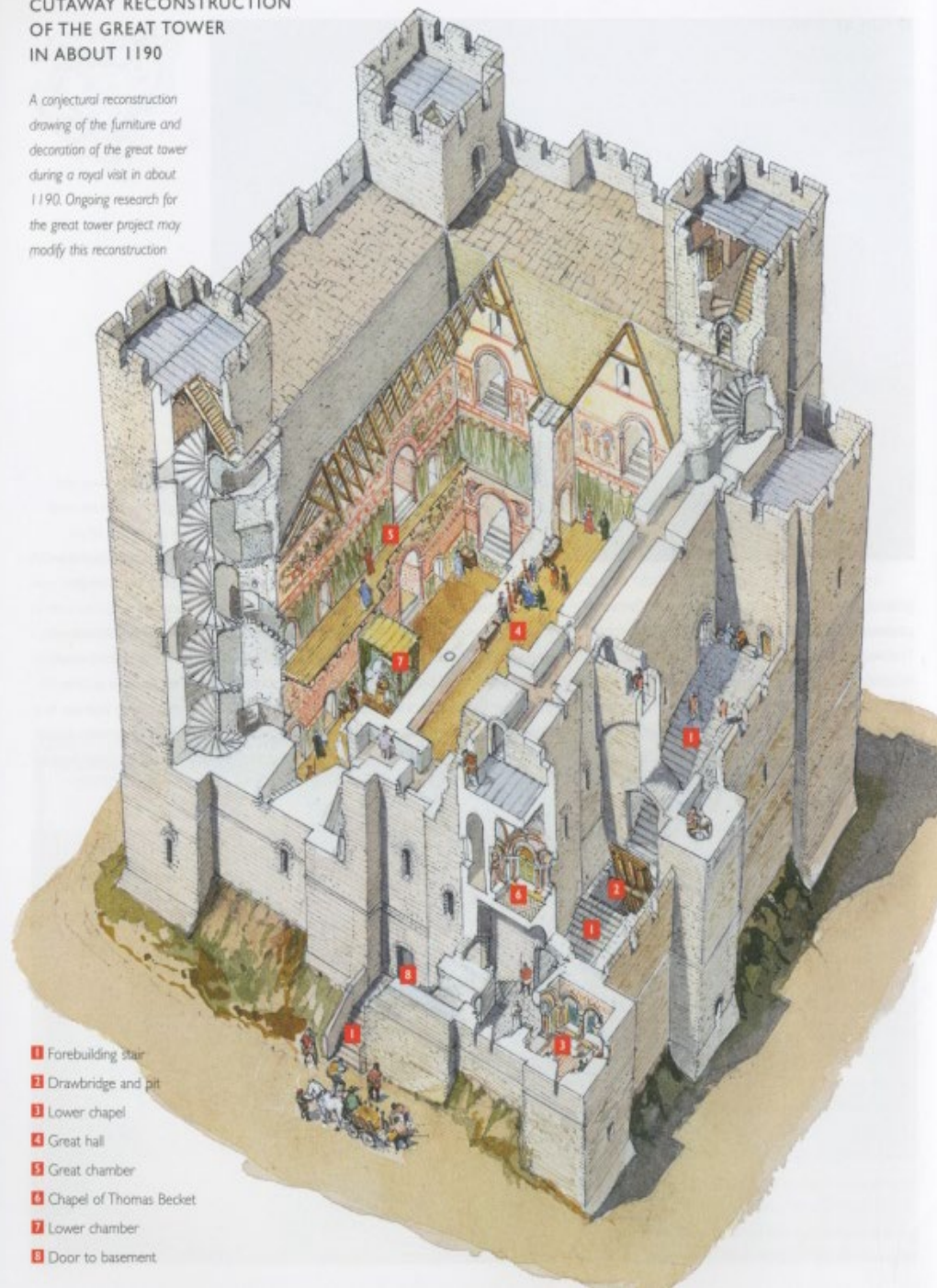






CUTAWAY RECONSTRUCTION OF THE GREAT TOWER IN ABOUT 1190

A conjectural reconstruction drawing of the furniture and decoration of the great tower during a royal visit in about 1190. Ongoing research for the great tower project may modify this reconstruction



- 1 Forebuilding stair
- 2 Drawbridge and pit
- 3 Lower chapel
- 4 Great hall
- 5 Great chamber
- 6 Chapel of Thomas Becket
- 7 Lower chamber
- 8 Door to basement





OTHER

FORECAST

WIND

3 knots
INCREASING TO
15 KNOTS
AT 0800

STABILITY
5 MILES

WET TO
ADVERSE
ASAP

PRIMARY STATION	60012	60012	60012
STATUS	AREA 6	PRIME	ALERT 1
1	2	3	4
5	6	7	8
9	10	11	12
13	14	15	16
17	18	19	20
21	22	23	24
25	26	27	28
29	30	31	32
33	34	35	36
37	38	39	40
41	42	43	44
45	46	47	48
49	50	51	52
53	54	55	56
57	58	59	60
61	62	63	64
65	66	67	68
69	70	71	72
73	74	75	76
77	78	79	80
81	82	83	84
85	86	87	88
89	90	91	92
93	94	95	96
97	98	99	100



Paying Visitors

Welcome to Dover Castle

Pier