

# Εφαρμογές Ιατρικής Πληροφορικής

# Εφαρμογές - OrphaNet

- <https://www.orpha.net/>
- Σπάνια Νοσήματα

orphanet

AFMTELETHON  
INNOVER POUR GUERIR 29-30 NOVEMBRE 2024

Knowledge on rare diseases and orphan drugs

"Rare diseases are *rare*, but rare disease patients are *numerous*"

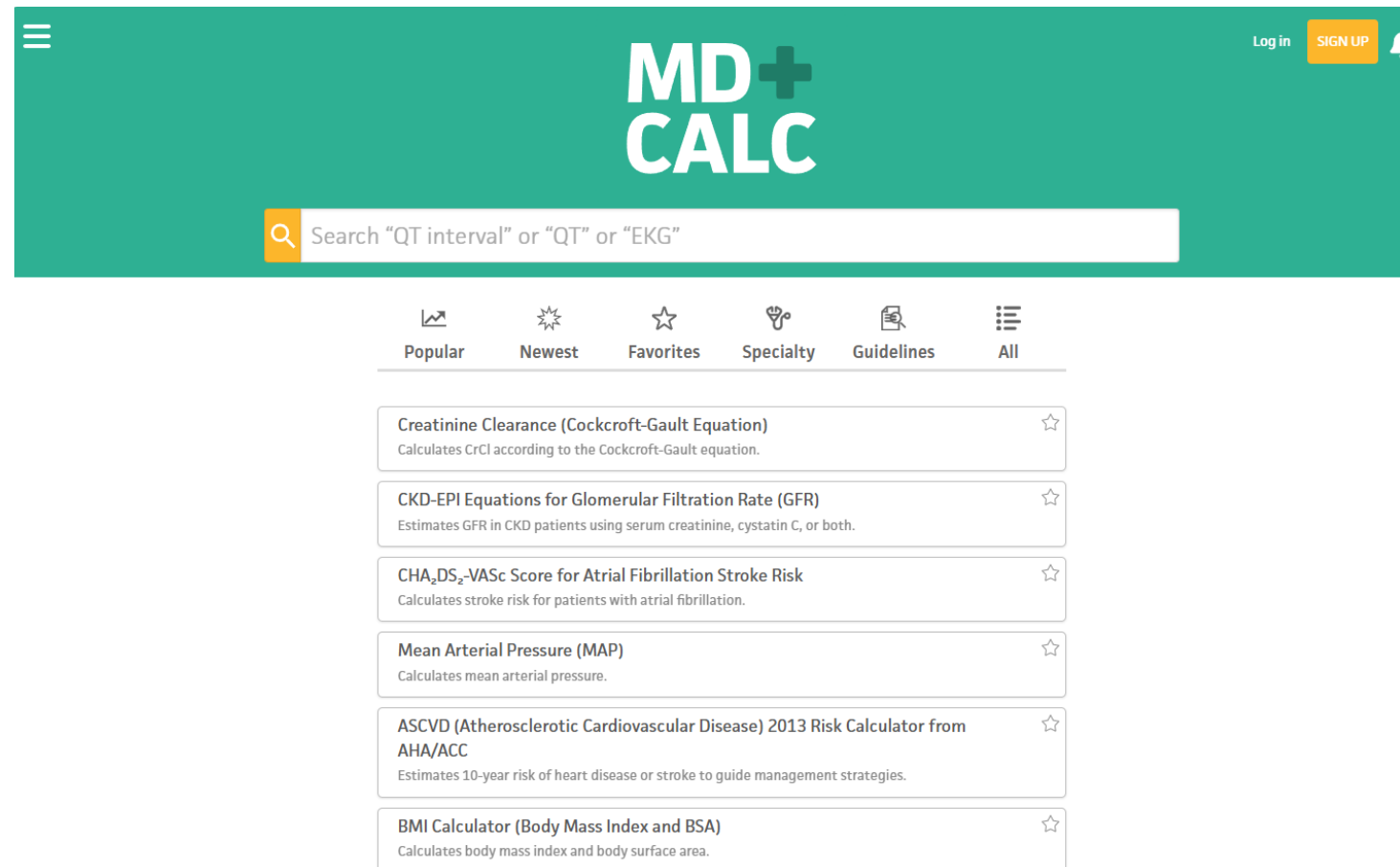
Access our Services

- Inventory, classification and encyclopaedia of rare diseases, with genes involved
- Inventory of orphan drugs
- Directory of patient organisations
- Directory of professionals and institutions
- Directory of expert centres
- Directory of medical laboratories providing diagnostic tests
- Directory of ongoing research projects, clinical trials, registries and biobanks
- Collection of thematic reports: Orphanet Reports Series

Search a disease

# Εφαρμογές – MD Calc

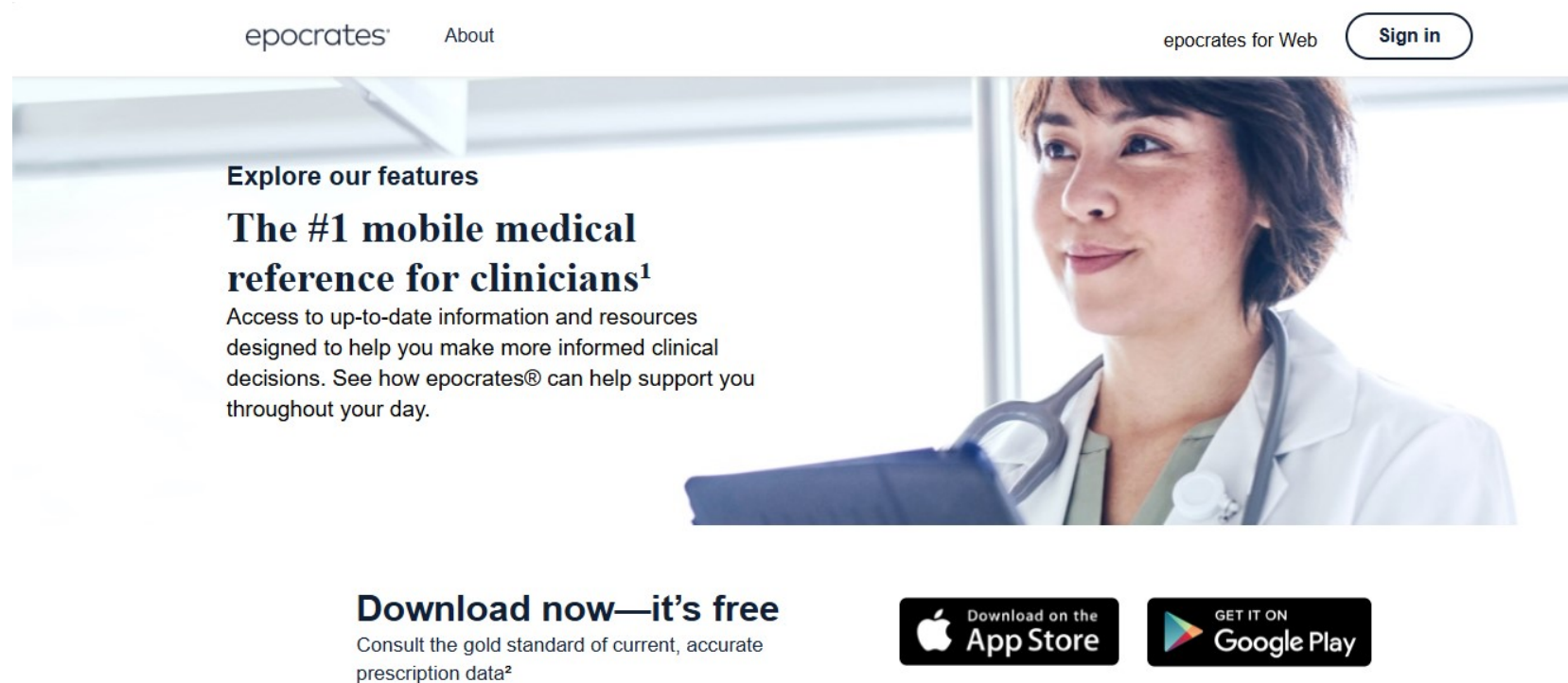
- <https://www.mdcalc.com/>
- Medical Calculators



# Εφαρμογές - Epocrates

- <https://www.epocrates.com/features>

- Medical reference



The screenshot shows the Epocrates website homepage. At the top, there is a navigation bar with the 'epocrates' logo, an 'About' link, and a 'Sign in' button. The main content area features a large image of a female doctor in a white coat. Overlaid on this image is the text: 'Explore our features', 'The #1 mobile medical reference for clinicians<sup>1</sup>', and a paragraph about up-to-date information. At the bottom, there is a 'Download now—it's free' section with a link to consult the gold standard of current, accurate prescription data<sup>2</sup>. To the right of this text are two buttons: 'Download on the App Store' and 'GET IT ON Google Play'.

epocrates About epocrates for Web Sign in

Explore our features

**The #1 mobile medical reference for clinicians<sup>1</sup>**


Access to up-to-date information and resources designed to help you make more informed clinical decisions. See how epocrates® can help support you throughout your day.

**Download now—it's free**  
Consult the gold standard of current, accurate prescription data<sup>2</sup>

Download on the App Store GET IT ON Google Play

# Εφαρμογές – Mayo Symptom Checker

- <https://www.mayoclinic.org/symptom-checker/select-symptom/itt-20009075>



Care at  
Mayo Clinic ▾

Health  
Library ▾

For Medical  
Professionals ▾

Research & Education  
at Mayo Clinic ▾

Giving to  
Mayo Clinic ▾

Request appointment

Symptoms

Symptom Checker

[About this Symptom Checker](#)

Foot pain?  
Headache? Sore  
throat? Skin rash?  
Use the Symptom  
Checker to find out  
what's causing your  
symptom.

1  
Choose a  
symptom

2  
Select related  
factors

3  
View possible  
causes

**Adult Symptoms**  
[Abdominal pain in adults](#)  
[Blood in stool in adults](#)  
[Chest pain in adults](#)  
[Constipation in adults](#)  
[Cough in adults](#)  
  
[Diarrhea in adults](#)  
[Difficulty swallowing in adults](#)  
[Dizziness in adults](#)

**Child Symptoms**  
[Abdominal pain in children](#)  
[Constipation in children](#)  
[Cough in children](#)  
[Diarrhea in children](#)  
[Ear problems in children](#)  
  
[Earache in children](#)  
[Eye discomfort and redness in children](#)  
[...](#)

Advertisement

**Mayo Clinic Press**  
Check out these best-sellers and special offers on books and newsletters from Mayo Clinic Press.  
[NEW: Listen to Health Matters Podcast](#)  

---

[Mayo Clinic on Incontinence](#)  

---

[The Essential Diabetes Book](#)  

---

[Mayo Clinic on Hearing and Balance](#)  

---


[FREE Mayo Clinic Diet Assessment](#)  

---

[Mayo Clinic Health Letter - FREE book](#)

# Εφαρμογές – Web Path

- <https://webpath.med.utah.edu/>
- Παθολογική Ανατομική



**The Internet Pathology Laboratory  
for Medical Education**  
Hosted By  
**The University of Utah  
Eccles Health Sciences Library**

▶ General Pathology

▶ Systemic Pathology

▶ Examinations

▶ Virtual Patients



▶ Anatomy - Histology

▶ Tutorials - Pathology

▶ Tutorials - Multisubject

**Laboratory Medicine Curriculum: follow this link for improving knowledge of laboratory medicine principles vital to all practicing physicians.**

The WebPath® educational resource contains over 2700 images with text that illustrate gross and microscopic pathologic findings along with radiologic imaging associated with human disease conditions. For self-assessment and self-directed study there are over 1300 examination items. There are more than 20 tutorials in specific subject areas. These computer-aided instructional materials support educational programs in the health sciences.




**The 2024 version, 35th edition, of the Pathology of HIV/AIDS textbook is available**

**WebPath: A history of 30 years on the internet**

# Εφαρμογές – Radiopaedia

- <https://radiopaedia.org/>
- Ακτινολογία

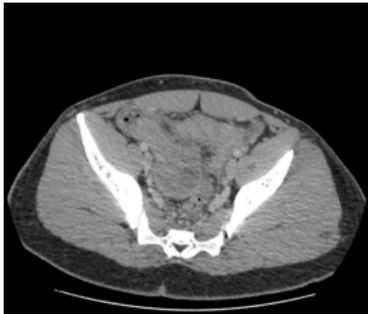
 **Radiopaedia** LOG IN SIGN UP

ARTICLES | CASES | COURSES | QUIZ

About Recent Edits Go ad-free Search Radiopaedia.org SEARCH

Radiopaedia's mission is to create the best radiology reference the world has ever seen and to make it available for free, for ever, for all. FIND OUT MORE


**Case of the Day**




**Burkitt lymphoma involving the appendix**  
Contributed by [Hossam Mahrous](#)  
Histology demonstrated a Burkitt lymphoma.  
Primary appendiceal lymphoma is rare, and imaging characteristics are similar to other gastrointestinal lymphoma. The classic aneurysmal dilatation is not always seen. Assessment of lymph nodes or lymphomatous bowel involvement elsewhere should be performed.  
[View Previous Cases](#) VIEW CASE

**61354** cases **17044** articles


**Recently published cases**

**Perisylvian syndrome**  
 **Khalid Alhusseiny** - 12 Dec 2024  
The overall appearance is suggestive of bilateral perisylvian syndrome....

**Hockey stick (illustration)**  
 **Daniel J Bell** - 12 Dec 2024  
Image generated with Midjourney.com by Frank Gaillard.

# Εφαρμογές – EyeTube

- <https://eyetube.net/>
- Οφθαλμολογία





# Εφαρμογές – C Surgeries

- <https://csurgeries.com/>
- Χειρουργική



# Εφαρμογές – Behind the Knife

- <https://behindtheknife.org/>

- Χειρουργική

