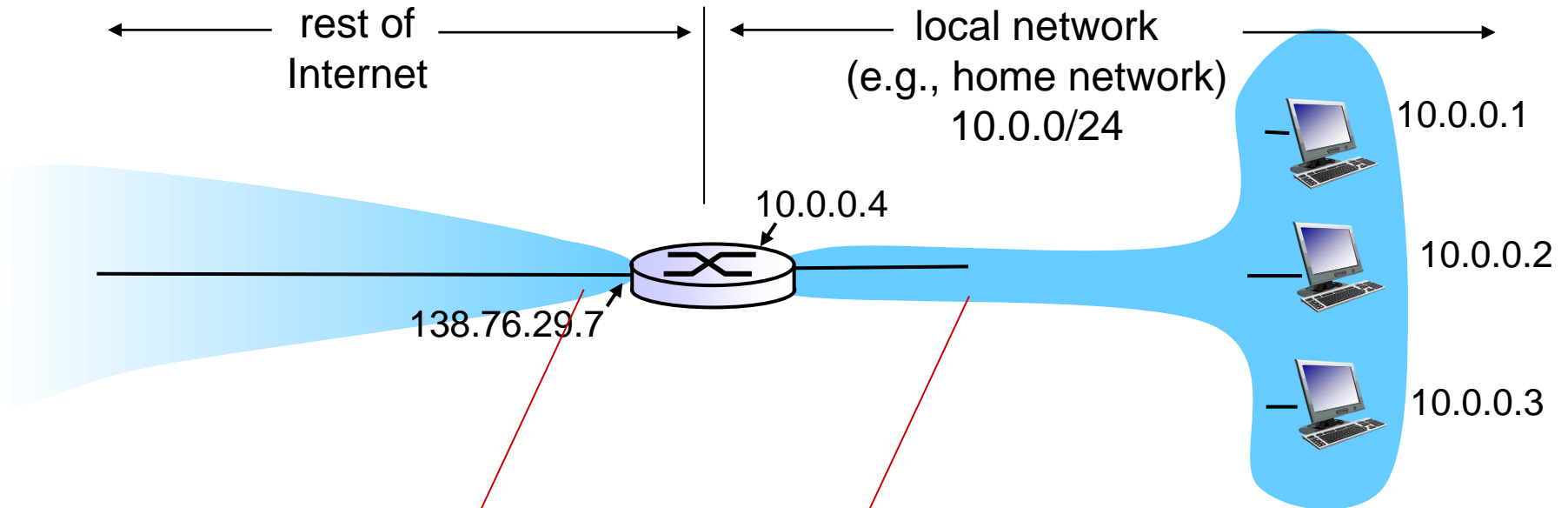


NAT: network address translation

Layer 3 protocol, διότι ναι μεν διαβάζει τους Source/Destinations Port # 's (Layer 4), αλλάζει όμως τις διευθύνσεις IP (Layer 3). Το NAT καταργείται με την έλευση του IPv6.



all datagrams *leaving* local network have *same* single source NAT IP address: 138.76.29.7, different source port numbers

datagrams with source or destination in this network have 10.0.0/24 address for source, destination (as usual)

NAT: network address translation

motivation: local network uses just one IP address as far as outside world is concerned:

- range of addresses not needed from ISP: just one IP address for all devices
- can change addresses of devices in local network without notifying outside world
- can change ISP without changing addresses of devices in local network
- devices inside local net not explicitly addressable, visible by outside world (a security plus)

NAT: network address translation

implementation: NAT router must:

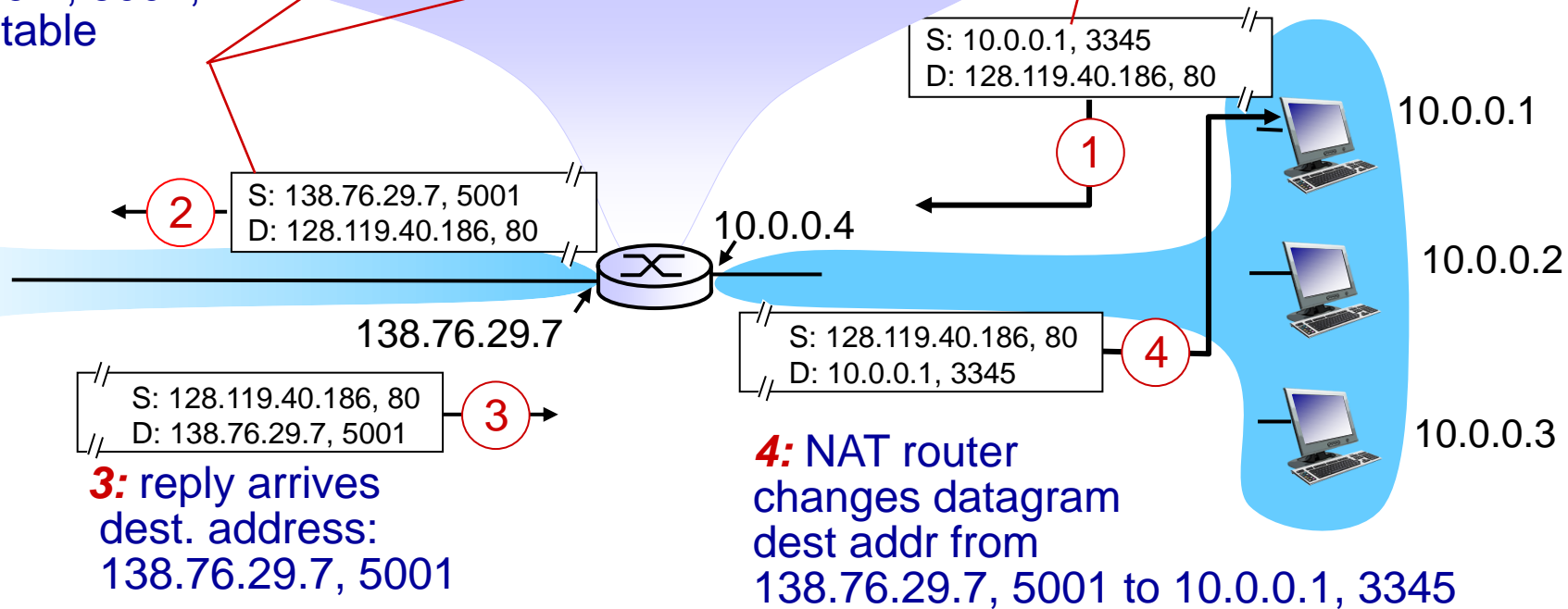
- *outgoing datagrams: replace* (source IP address, port #) of every outgoing datagram to (NAT IP address, new port #)
... remote clients/servers will respond using (NAT IP address, new port #) as destination addr
- *remember (in NAT translation table)* every (source IP address, port #) to (NAT IP address, new port #) translation pair
- *incoming datagrams: replace* (NAT IP address, new port #) in dest fields of every incoming datagram with corresponding (source IP address, port #) stored in NAT table

NAT: network address translation

NAT translation table	
WAN side addr	LAN side addr
138.76.29.7, 5001	10.0.0.1, 3345
.....

2: NAT router changes datagram source addr from 10.0.0.1, 3345 to 138.76.29.7, 5001, updates table

1: host 10.0.0.1 sends datagram to 128.119.40.186, 80

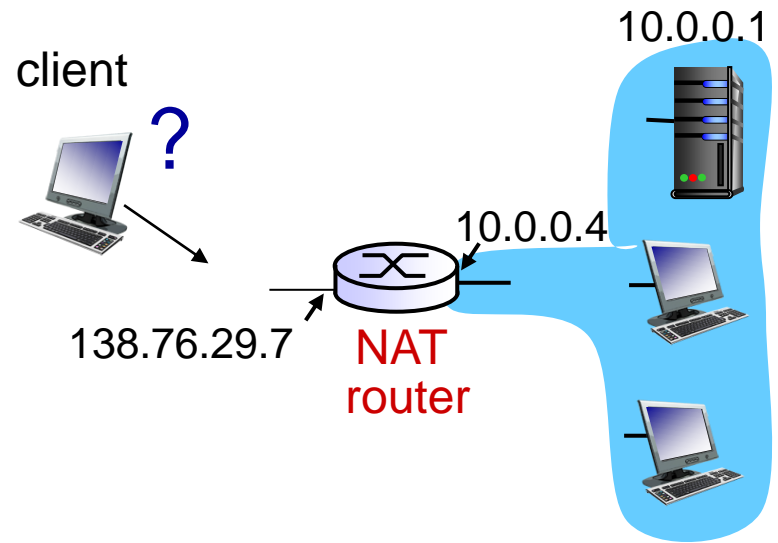


NAT: network address translation

- ❖ 16-bit port-number field:
 - 60,000 simultaneous connections with a single LAN-side address!
- ❖ NAT is controversial:
 - routers should only process up to layer 3
 - violates end-to-end argument
 - NAT possibility must be taken into account by app designers, e.g., P2P applications
 - address shortage should instead be solved by IPv6

NAT traversal problem

- ❖ client wants to connect to server with address 10.0.0.1
 - server address 10.0.0.1 local to LAN (client can't use it as destination addr)
 - only one externally visible NATed address: 138.76.29.7
- ❖ **solution 1:** statically configure NAT to forward incoming connection requests at given port to server
 - e.g., (138.76.29.7, port 2500) always forwarded to 10.0.0.1 port 25000

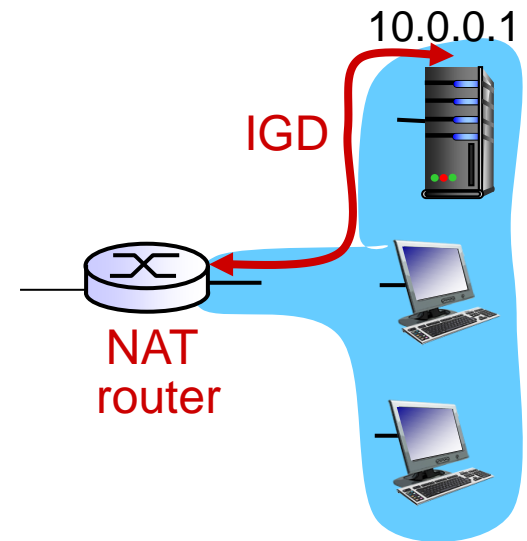


NAT traversal problem

❖ **solution 2:** Universal Plug and Play (UPnP) Internet Gateway Device (IGD) Protocol. Allows NATed host to:

- ❖ learn public IP address (138.76.29.7)
- ❖ add/remove port mappings (with lease times)

i.e., automate static NAT port map configuration



NAT traversal problem

- ❖ **solution 3:** relaying (used in Skype)
 - NATed client establishes connection to relay
 - external client connects to relay
 - relay bridges packets between to connections

